

**MEETING OF THE
STATE BOARD FOR FINANCING WATER PROJECTS**

Summary Minutes

Wednesday, February 1, 2017

2:00 PM

**901 S. Stewart St., 4th Floor, Great Basin Conference Room
Carson City, NV 89701**

Members Present:

Bruce Scott, Chairman
Steve Walker
Mike Workman

Staff Attending:

Katie Armstrong, DAG
Daralyn Dobson
My-Linh Nguyen
Michelle Stamates
Jason Cooper
Misti Gower
Kyle Casci

A. INTRODUCTION AND ROLL CALL (Non Action)

The meeting was started at 2:00 PM by Chairman Scott who invited Board members and others present to introduce themselves.

B. APPROVAL OF MINUTES - October 26, 2016 MEETING (For Possible Action)

Motion: Mr. Walker moved to accept the minutes as written. Mr. Workman seconded and the motion passed unanimously.

C. DRINKING WATER STATE REVOLVING FUND PROGRAM

1. Discussion and Possible Approval of Las Vegas Valley Water District DWSRF Loan (For Possible Action)

Ms. Dobson reviewed the available funding in the Drinking Water State Revolving Fund (DWSRF) Program. Currently there is \$46,600,000 in the fund and pending projects would require \$32,600,000, leaving \$14,000,000 unobligated.

Ms. Stamates presented, for possible board approval, a loan application from the Las Vegas Valley Water District. The Las Vegas Valley Water District (LVVWD or District) is a non-profit water supply agency that provides water to more than a million people in Southern Nevada and has been doing so since 1954. The District's mission is to provide world-class water service that is sustainable and cost effective. The LVVWD continually assesses the condition of its water production and distribution system infrastructure in order to forecast short- and long-term capital replacement needs. In August 2014, the LVVWD Board of Directors adopted the 2014 Resolution of Intent to Issue Bonds, which authorized the District to issue general obligation bonds in an amount not to exceed \$50 million for the purpose of financing water system improvement projects. In December 2014, the District entered into a DWSRF loan contract in the amount of \$20 million to support the Year One rehabilitation projects. Those projects included rehabilitation of the Fayle Reservoir, AC pipeline replacements, and service lateral replacements. In September 2016, the District entered into a second DWSRF loan in the amount of \$15 million to support the Year Two rehabilitation projects.

The projects in that plan included reservoir spray aeration additions, and vault, pipeline, and large meter replacements. Today, the District is requesting a third loan from the DWSRF for the Year Three plan in the amount of \$15 million to fund replacement of aging pipeline and appurtenant improvements necessary to maintain a safe and reliable water supply. The Division recommends that the Board approve a resolution committing an amount not to exceed \$15 million to the Las Vegas Valley Water District. The loan will be for a term not to exceed 20 years and at an annual interest rate of 62.5% of the appropriate Bond Buyer's Index. The Division and the Las Vegas Valley Water District will negotiate the terms and conditions of loan agreement.

Motion: Mr. Walker made a motion that the Board for Financing Water Projects approve a resolution for a loan in an amount not to exceed \$15 million to the Las Vegas Valley Water District. Mr. Workman seconded and the motion passed unanimously.

D. CAPITAL IMPROVEMENTS GRANT PROGRAM, DRINKING WATER STATE REVOLVING FUND & CLEAN WATER STATE REVOLVING FUND- PROJECTS & FUNDING SINCE PROGRAM INCEPTION- (Non Action)

Ms. Dobson presented 3 sets of map graphs displaying break downs for funding of water projects Statewide. The first set showed the projects by County as of December 2016 for the Capital Improvements Grant Program. The second displayed the projects by County as of December 2016 for the Drinking Water State Revolving Fund. The third set showed the projects by County as of December 2016 for the Clean Water State Revolving Fund. The combination of the grant program and both revolving funds is close to \$1 billion in funding for projects.

E. BOARD COMMENTS - (Non Action)

Mr. Walker stated he appreciated that the graphs displayed how funding has been disbursed in projects statewide. And, that doing so should deflect comments by people stating all funding for projects goes to Clark and Washoe Counties.

F. PUBLIC COMMENTS - (Non Action)

Ms. Stamates advised that the next board meeting should be in early June to approve the 2018 Priority List, prior to the end of the State's fiscal year on June 30th.

F. ADJOURNMENT

There being no other business, the Board meeting adjourned at 2:33 PM.

ATTACHMENTS

- ATTACHMENT 1: **Las Vegas Valley Water District**
- ATTACHMENT 2: **Capital Improvements Grant Program**
- ATTACHMENT 3: **Drinking Water State Revolving Fund**
- ATTACHMENT 4: **Clean Water State Revolving Fund**

ATTACHMENT 1

Las Vegas Valley Water District

**Board for Financing Water Projects Summary
Drinking Water State Revolving Fund
February 2017**

Applicant: Las Vegas Valley Water District
Project: System Rehabilitation/Replacement
DWSRF Loan Funds: \$15,000,000

GENERAL

The Division of Environmental Protection (Division) administers the Drinking Water State Revolving Fund (DWSRF) under the Nevada Revised Statutes (NRS) 445A.200 to 445A.295, inclusive. Regulations adopted by the State Environmental Commission pursuant to NRS 445A.270 describe how the Division administers the DWSRF. One of the requirements of the NRS pertaining to the DWSRF is that the Division shall not “commit any money in the account for the revolving fund for expenditure...without obtaining the prior approval of the board for financing water projects” (NRS 445A.265, subsection 3).

BACKGROUND

The Las Vegas Valley Water District (LVVWD or District) is a not-for-profit water supply agency that has been providing water to the Las Vegas Valley since 1954. The district helped build the area's water delivery system and now provides water to more than a million people in Southern Nevada. The District is a member agency of the Southern Nevada Water Authority, a regional organization that provides wholesale water treatment and delivery for the greater Las Vegas Valley and is responsible for acquiring and managing long-term water resources for Southern Nevada.

The District’s mission is to provide world-class water service in a sustainable, adaptive, and responsible manner through reliable and cost-effective systems. To ensure its water delivery system is efficiently operated and maintained, the District continually assesses the condition of its water production and distribution system infrastructure, forecasts short and long-term capital replacement needs, and implements programs to extend infrastructure life, improve operational efficiencies, and reduce costs. As a result, the District developed an Asset Management Plan (Plan) at an estimated cost of \$60 million.

In August 2014, the LVVWD Board of Directors adopted the 2014 Resolution of Intent to Issue Bonds, which authorized the District to issue general obligation bonds in an amount not to exceed \$50 million for the purpose of financing water system improvement projects. On December 1, 2014, the District entered into a DWSRF loan contract (DW1403) in the amount of \$20 million to support the Year One rehabilitation projects outlined in the Plan including: the Fayle Reservoir rehabilitation, AC Pipeline replacements, and service lateral replacements. On September 15, 2016, the District entered into its second DWSRF loan contract (DW1702) in the amount of \$15 million to support the Year Two rehabilitation projects outlined in the Plan including: reservoir spray aeration additions; and vault, pipeline, and large meter replacements.

PROJECTS

The District is requesting a third loan from the DWSRF for Year Three of the Plan in the amount of \$15 million to primarily fund the replacement of aging pipeline and appurtenant improvements necessary to maintain a safe and reliable water supply for Southern Nevada. This loan amount would be secured by the same bonds authorized under the 2014 Resolution. Year Three of the Plan includes the following projects and estimated costs:

Project Name	Approx LF of Pipe	Diam (in)	Cost per LF	Construction cost	Design	Overhead	Project Prioritization	Total Costs
Charleston Blvd 2300 Zone Discharge Pipeline Rehabilitation	3600	24	\$ 350	\$ 1,260,000	\$ 140,000	\$ 100,800	Rehabilitation	\$1,500,800
The Dales Subdivision Pipeline Replacements	27400	8 to 12	\$ 200	\$ 5,480,000	\$ 860,000	\$ 438,400	Rehabilitation	\$6,778,400
Elvis Presley Boulevard Pipeline Replacements	3000	12	\$ 250	\$ 750,000	\$ 75,000	\$ 60,000	Rehabilitation	\$885,000
Paradise Road Pipeline Replacement	2400	16	\$ 250	\$ 600,000	\$ 60,000	\$ 48,000	Rehabilitation	\$708,000
Large Meter Upgrades Including Vaults				\$ 3,500,000	\$ -	\$ 280,000	Rehabilitation	\$3,780,000
PLC Upgrade for the LVVWD Scada				\$ 750,000	\$ 200,000	\$ 50,000	Rehabilitation	\$1,000,000
Ronald Lane Pipeline Replacements	1300	8	\$ 200	\$ 260,000	\$ 26,000	\$ 20,800	Rehabilitation	\$306,800
TOTAL COSTS				\$12,600,000	\$ 1,361,000	\$ 998,000		\$14,959,000

Water Conservation

The Southern Nevada Water Authority (SNWA) was formed in 1991 by a cooperative agreement among seven water and wastewater agencies in Southern Nevada: Big Bend Water District, City of Boulder City, City of Henderson, City of Las Vegas, City of North Las Vegas, Clark County Water Reclamation District, and Las Vegas Valley Water District.

In May 2014, the Water Conservation Plan was updated and adopted by the SNWA Board of Directors. The SNWA works collaboratively with its member agencies to develop and implement regulations that promote water conservation. The 2014-2018 Plan continues the conservation goal to reach 199 GPCD by 2035.

Customers, Population and Growth

The number of residential service connections is currently 216,015 and the commercial connections total 138,108. The estimated population served by the District is 1,306,410. The pipeline, meters, and SCADA that will be rehabilitated serve the existing population, and any future growth would require the addition of facilities.

Environmental Review

Nevada Administrative Code (NAC) 445A.6758 to 445A.67612, inclusive, outlines the environmental review procedures to be followed by the Division of Environmental Protection (NDEP) to meet the requirements of the National Environmental Policy Act for the Drinking Water State Revolving Fund.

The project involves repairs and rehabilitation of existing system assets within the Las Vegas Valley Water District. NDEP determined that the project is eligible for a categorical exclusion under NAC 445A.67583 (2) (a), rehabilitation of an existing facility, and may be exempted from further substantive environmental review requirements. The project is also eligible for a categorical exclusion under NAC 445A.67583 (2) (e) because there is sufficient evidence that a significant effect on the quality of the environment is unlikely.

Permits

No permits are anticipated for this project.

FINANCIAL EVALUATION

The LVVWD is a financially viable operation with the ability to meet costs of continuing operations and maintenance.

Specific financial information for the applicant is as follows:

- Current ratio shows LVVWD is able to meet their current obligations (1.31 times).
- Earnings before interest and depreciation is +\$71,609,850. Unrestricted cash as of June 30, 2016 for the district is \$66,260,363.
- The District has authority to issue general obligation bonds for water projects. The District does not have any statutory debt limit. Bond covenants require net pledged revenues to be at least one times the average annual debt and provide a debt service reserve equal to one year. A general obligation bond will be issued to guarantee this loan equal to the amount of the loan. The credit rating agencies view the district favorably with high credit ratings on their existing outstanding debt.
- The 2017 priority list used \$50,903 as the Las Vegas area Median Household Income (MHI). This is currently below the State's MHI of \$52,205 but not enough to qualify as disadvantaged.
- LVVWD has recently adjusted their rate structure to meet operating, maintenance, and debt service coverage. Rates are reviewed at least annually to ensure adequate cash to meet these requirements.

Technical, Managerial and Financial Capacity

LVVWD is in compliance with the requirements of the Safe Drinking Water Act. LVVWD is one of the largest utilities in the state and employs highly qualified individuals and certified water operators. The District has sophisticated asset management and long-term capital improvement plans.

DIVISION RECOMMENDATION

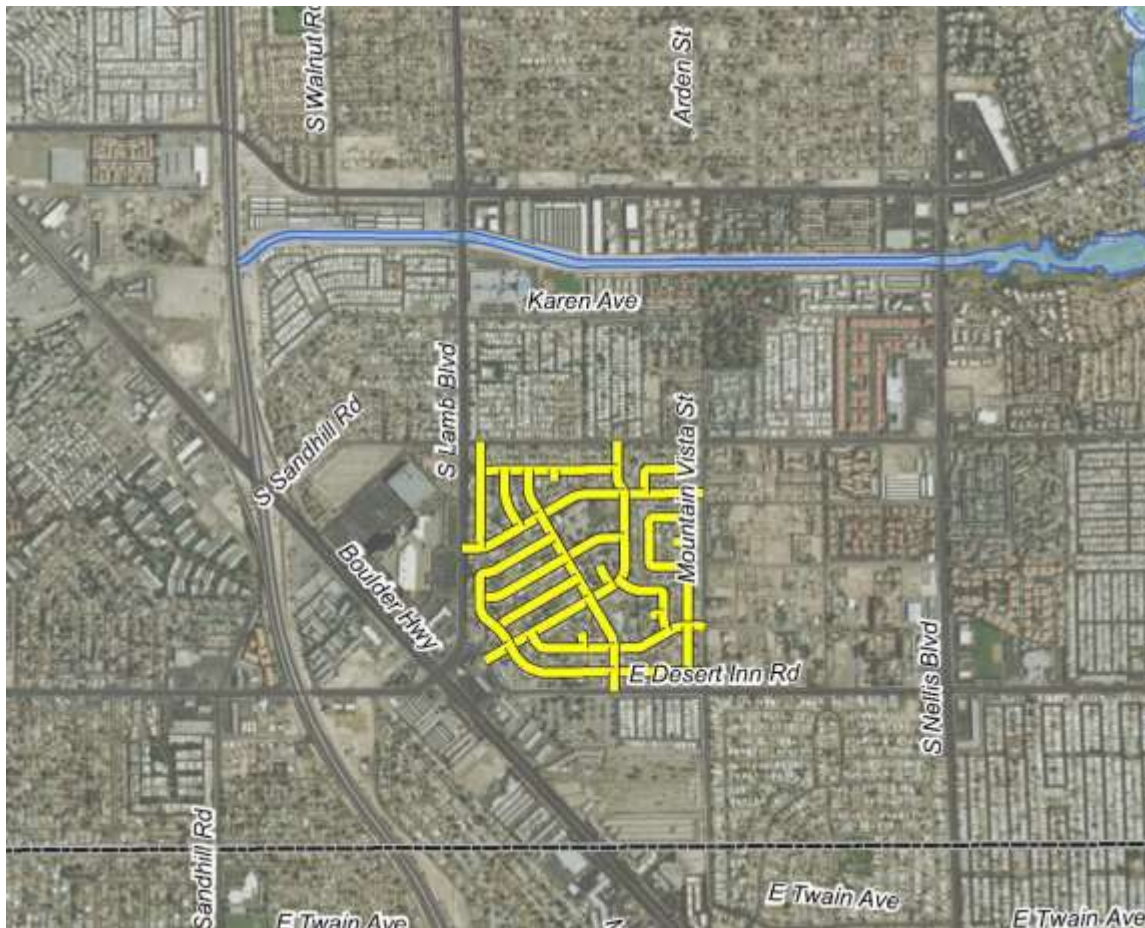
The Division recommends that the Board approve a resolution committing funds in an amount not to exceed \$15,000,000 to the Las Vegas Valley Water District. The loan will be for a term not to exceed 20 years and at an annual interest rate of 62.5% of the appropriate Bond Buyer's Index. The Division and the Las Vegas Valley Water District will negotiate the terms and conditions of a loan agreement. A resolution is included with this staff report.

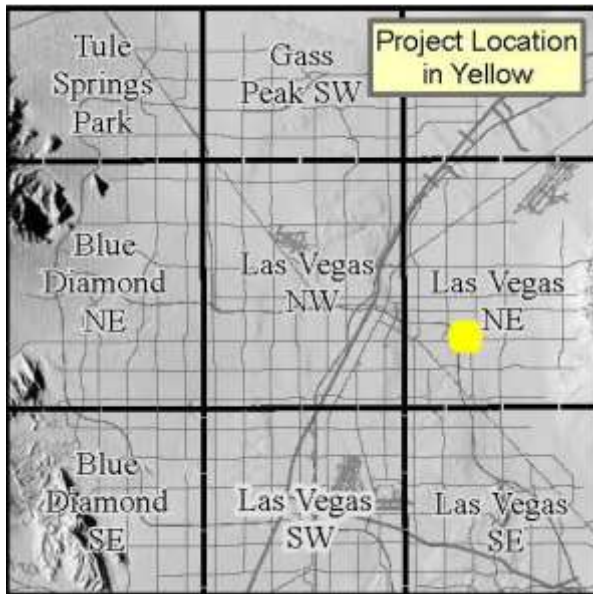
The following motion is suggested:

I make a motion that the Board for Financing Water Projects approve a resolution designated the "2-2017 Las Vegas Valley Water District Project Loan Commitment" for a loan commitment for the purpose of financing certain projects in an amount not to exceed \$15,000,000. The Division and the Las Vegas Valley Water District will negotiate the terms and conditions of a loan agreement.



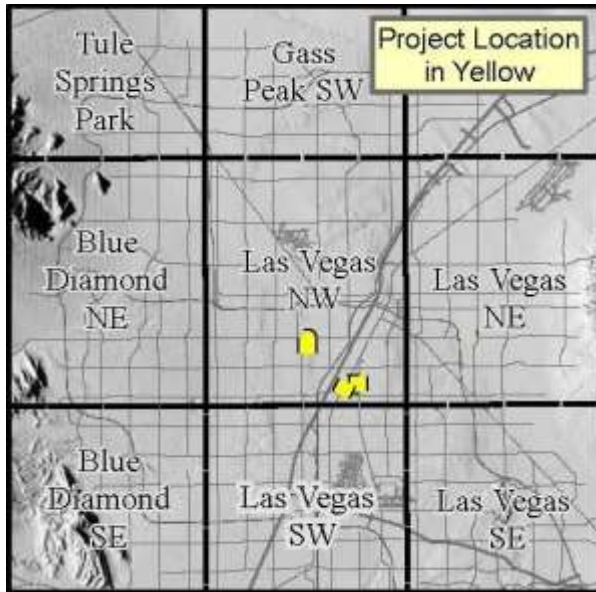
The Dales Subdivision – AC pipe to be replaced





Ronald Lane – AC pipe to be replaced





Charleston Blvd – pretensioned steel cylinder pipe to be replaced,

Elvis Presley Blvd – AC pipe to be replaced, &

Paradise Rd – AC pipe to be replaced



RESOLUTION
A RESOLUTION DESIGNATED THE "2-2017 LAS VEGAS VALLEY WATER DISTRICT PROJECT LOAN COMMITMENT RESOLUTION" TO APPROVE A LOAN COMMITMENT FOR THE PURPOSE OF FINANCING CERTAIN PROJECTS.

WHEREAS, the Board for Financing Water Projects (the “Board”) of the State of Nevada (the “State”) is authorized by Nevada Revised Statutes (“NRS”) Chapter 445A.265 to approve the Division of Environmental Protection (“Division”) prioritized lists of water projects and to approve the commitment of funds from the account for the revolving fund for loans to community water systems and non-transient water systems for costs of capital improvements required and made necessary pursuant to NRS 445A.800 to 445A.955, inclusive, by the Safe Drinking Water Act (42 U.S.C. §§ 300f *et seq.*) and by the regulations adopted pursuant thereto; and

WHEREAS, the Division has the responsibility of administering the Drinking Water State Revolving Fund program; and

WHEREAS, on October 26, 2016 the Board, pursuant to NRS 445A.265, approved the 2017 – Revision 1 Priority List of water projects eligible for loans from the account for the revolving fund under the Drinking Water State Revolving Fund; and

WHEREAS, the Las Vegas Valley Water District owns and operates a public water system in Las Vegas, Nevada; and

WHEREAS, the Las Vegas Valley Water District submitted a pre-application to the Division for funding a project to make improvements to the water system, which is hereinafter referred to as the “Project”; and

WHEREAS, the Project is included as Project #24 on the Year 2017 - Revision Priority List of water projects, which was approved by the Board on October 26, 2016; and

WHEREAS, the Las Vegas Valley Water District project is ready to proceed; and

WHEREAS, in connection with seeking a loan, the Las Vegas Valley Water District has submitted a written application (“Application”) pursuant to NAC 445A.67613 to the Division; and

WHEREAS, the Division has reviewed the Application including supporting material thereof, and has determined that the Las Vegas Valley Water District has the technical, managerial, and financial capability to manage and repay a loan for the Project; and

WHEREAS, the Division has taken all necessary and proper actions with respect to the Application as required pursuant to the regulations adopted by the State Environmental Commission (NAC 445A.6751 to 445A.67644, inclusive) pertaining to loan applications; and

WHEREAS, the Board must give prior approval before the Division may commit any money in the account for the revolving fund for expenditure for the purposes set forth in NRS 445A.275;

NOW, THEREFORE, BE IT RESOLVED, BY THE BOARD FOR FINANCING WATER PROJECTS OF THE STATE OF NEVADA:

Section 1. This Resolution shall be known as the “2-2017 Las Vegas Valley Water District Project Loan Commitment Resolution.”

Section 2. The terms and conditions for providing a loan to the Las Vegas Valley Water District shall be negotiated between the Las Vegas Valley Water District and the Division.

Section 3. Based on the review of the Application by the Division and based on the recommendation submitted by the Division to the Board concerning the Project, and subject to the provisions of Section 2 and 4 of this Resolution, the Board hereby approves a commitment of funds in the amount not to exceed \$15,000,000 from the account for the revolving fund in accordance with NRS 445A.265.

Section 4. The Board further recommends that the Division take all other necessary and appropriate actions to effectuate the provisions of this Resolution in accordance with NRS 445A.200 to 445A.295, inclusive, and the Regulations adopted pursuant thereto.

Section 5. This resolution shall be effective on its passage and approval.

PASSED, ADOPTED AND SIGNED FEBRUARY 1, 2017

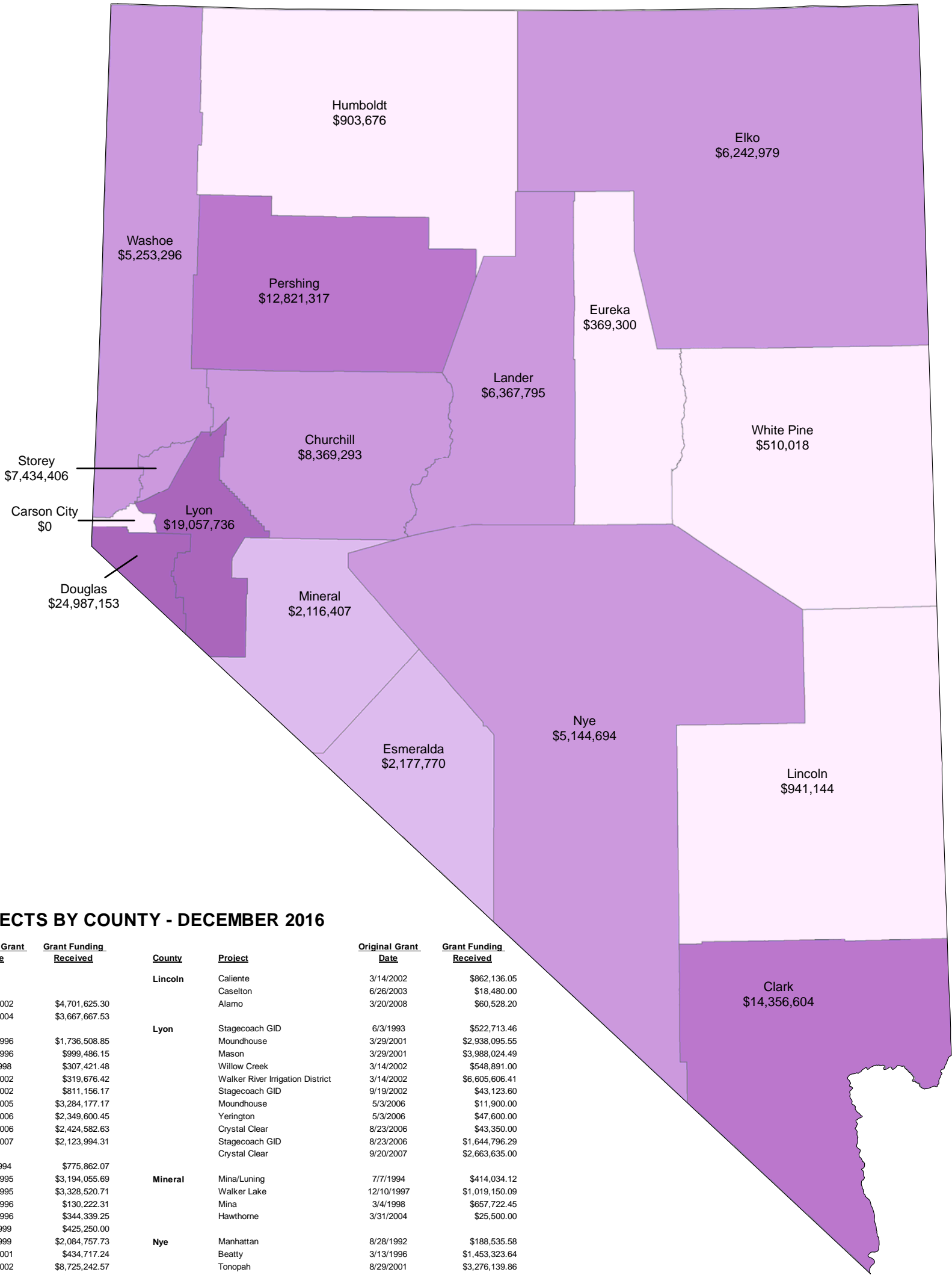
Chairman
Board for Financing Water Projects

Attest:

Advisor
Board for Financing Water Projects

ATTACHMENT 2

Capital Improvements Grant Program



PROJECTS BY COUNTY - DECEMBER 2016

County	Project	Original Grant Date	Grant Funding Received	County	Project	Original Grant Date	Grant Funding Received
Carson City	No Projects to Date			Lincoln	Caliente	3/14/2002	\$862,136.05
Churchill	Fallon	3/14/2002	\$4,701,625.30		Caseltton	6/26/2003	\$18,480.00
	Churchill County	7/20/2004	\$3,667,667.53		Alamo	3/20/2008	\$60,528.20
Clark	Kyle Canyon	3/13/1996	\$1,736,508.85	Lyon	Stagecoach GID	6/3/1993	\$522,713.46
	Blue Diamond	10/9/1996	\$999,486.15		Moundhouse	3/29/2001	\$2,938,095.55
	Mayfield	3/4/1998	\$307,421.48		Mason	3/29/2001	\$3,988,024.49
	Bunkerville	6/26/2002	\$319,676.42		Willow Creek	3/14/2002	\$548,891.00
	Kyle Canyon	6/26/2002	\$811,156.17		Walker River Irrigation District	3/14/2002	\$6,605,606.41
	Bunkerville	1/27/2005	\$3,284,177.17		Stagecoach GID	9/19/2002	\$43,123.60
	Searchlight	8/23/2006	\$2,349,600.45		Moundhouse	5/3/2006	\$11,900.00
	Kyle Canyon	11/9/2006	\$2,424,582.63		Yerington	5/3/2006	\$47,600.00
	Moapa	3/14/2007	\$2,123,994.31		Crystal Clear	8/23/2006	\$43,350.00
Douglas	Round Hill GID	7/7/1994	\$775,862.07		Stagecoach GID	8/23/2006	\$1,644,796.29
	Zephyr Water System	2/15/1995	\$3,194,055.69		Crystal Clear	9/20/2007	\$2,663,635.00
	Cave Rock/Skyland	2/15/1995	\$3,328,520.71	Mineral	Mina/Luning	7/7/1994	\$414,034.12
	Uppaway/Boucher-Young	3/13/1996	\$130,222.31		Walker Lake	12/10/1997	\$1,019,150.09
	China Springs	3/13/1996	\$344,339.25		Mina	3/4/1998	\$657,722.45
	Round Hill GID	6/2/1999	\$425,250.00		Hawthorne	3/31/2004	\$25,500.00
	Topaz Ranch Estates GID	6/2/1999	\$2,084,757.73	Nye	Manhattan	8/28/1992	\$188,535.58
	Round Hill GID	8/29/2001	\$434,717.24		Beatty	3/13/1996	\$1,453,323.64
	Kingsbury GID	6/26/2002	\$8,725,242.57		Tonopah	8/29/2001	\$3,276,139.86
	Cave Rock/Skyland	12/5/2002	\$955,030.37		Manhattan	10/19/2004	\$85,000.00
	Sierra Estates	12/16/2003	\$7,814.13		Beatty	5/3/2006	\$51,850.00
	Ridgeview	3/31/2004	\$32,000.00		Gabbs	3/14/2007	\$25,925.00
	Sheridan Acres	4/27/2005	\$1,495,520.54		Gabbs	6/19/2008	\$63,920.00
	Cave Rock	1/25/2006	\$437,222.31	Pershing	Imlay	12/10/1997	\$364,971.91
	Topaz Ranch Estates GID	11/9/2006	\$1,177,635.80		Lovelock	6/26/2003	\$40,950.00
	Indian Hills GID	3/11/2010	\$901,420.00		Pershing Co Water Cons Dist	9/18/2003	\$107,100.00
	Kingsbury GID	5/4/2016	\$537,542.19		Lovelock	10/19/2004	\$2,614,259.22
Elko	West Wendover	3/29/2001	\$1,681,856.31		Pershing Co Water Cons Dist	5/3/2006	\$1,385,122.67
	Jarbidge	3/29/2001	\$1,275,395.99		Imlay	8/23/2006	\$396,677.63
	Montello	3/14/2002	\$1,124,988.70		Pershing Co Water Cons Dist	5/3/2006	\$3,647,211.38
	Wells	12/5/2002	\$1,102,310.09		Lovelock	12/13/2007	\$2,081,932.70
	Metropolis Irrigation District	6/26/2003	\$433,741.60		Pershing Co Water Cons Dist	6/15/2009	\$2,183,091.32
	Metropolis Irrigation District	1/25/2006	\$489,467.41	Storey	Virginia City	8/28/1992	\$2,127,530.90
	Jackpot	7/24/2009	\$135,219.29		Canyon GID	3/29/2001	\$3,944,874.39
Esmeralda	Goldfield	6/13/2000	\$1,244,383.00		Virgina City	8/29/2001	\$1,362,000.64
	Silver Peak	3/29/2001	\$903,637.00	Washoe	Incline Village GID/Crystal Bay GID	4/7/1994	\$839,357.80
	Goldfield	8/4/2005	\$29,750.00		Lemmon Valley	11/9/1994	\$633,990.15
	Goldfield	5/4/2016	\$0.00		Horizon Hills GID	11/9/1994	\$163,493.43
Eureka	Devil's Gate GID	7/23/1997	\$369,299.86		Gerlach	8/29/2001	\$996,612.54
Humboldt	Golconda	6/26/2003	\$20,400.00		Sun Valley	12/5/2002	\$929,541.75
	Golconda	1/27/2005	\$883,275.57		Heppner	3/31/2004	\$1,280,300.02
Lander	Kingston	12/3/1992	\$295,275.59		Spanish Springs	1/27/2005	\$410,000.00
	Austin	12/3/1992	\$483,775.81	White Pine	McGill-Ruth	9/19/2002	\$476,017.99
	Kingston	3/29/2001	\$879,695.00		Ruth	3/4/2009	\$34,000.00
	Battle Mountain	12/5/2002	\$2,918,418.67	Total			\$117,053,585.98
	Kingston	12/16/2003	\$23,205.00				
	Kingston	5/3/2006	\$1,523,774.49				
	Battle Mountain	12/13/2007	\$117,000.00				
	Austin	6/15/2009	\$126,650.00				



Total Grants by County

- 0 - \$941,144
- \$941,145 - \$2,177,770
- \$2,177,771 - \$8,369,293
- \$8,369,294 - \$14,356,604
- \$14,356,605 - \$24,987,153



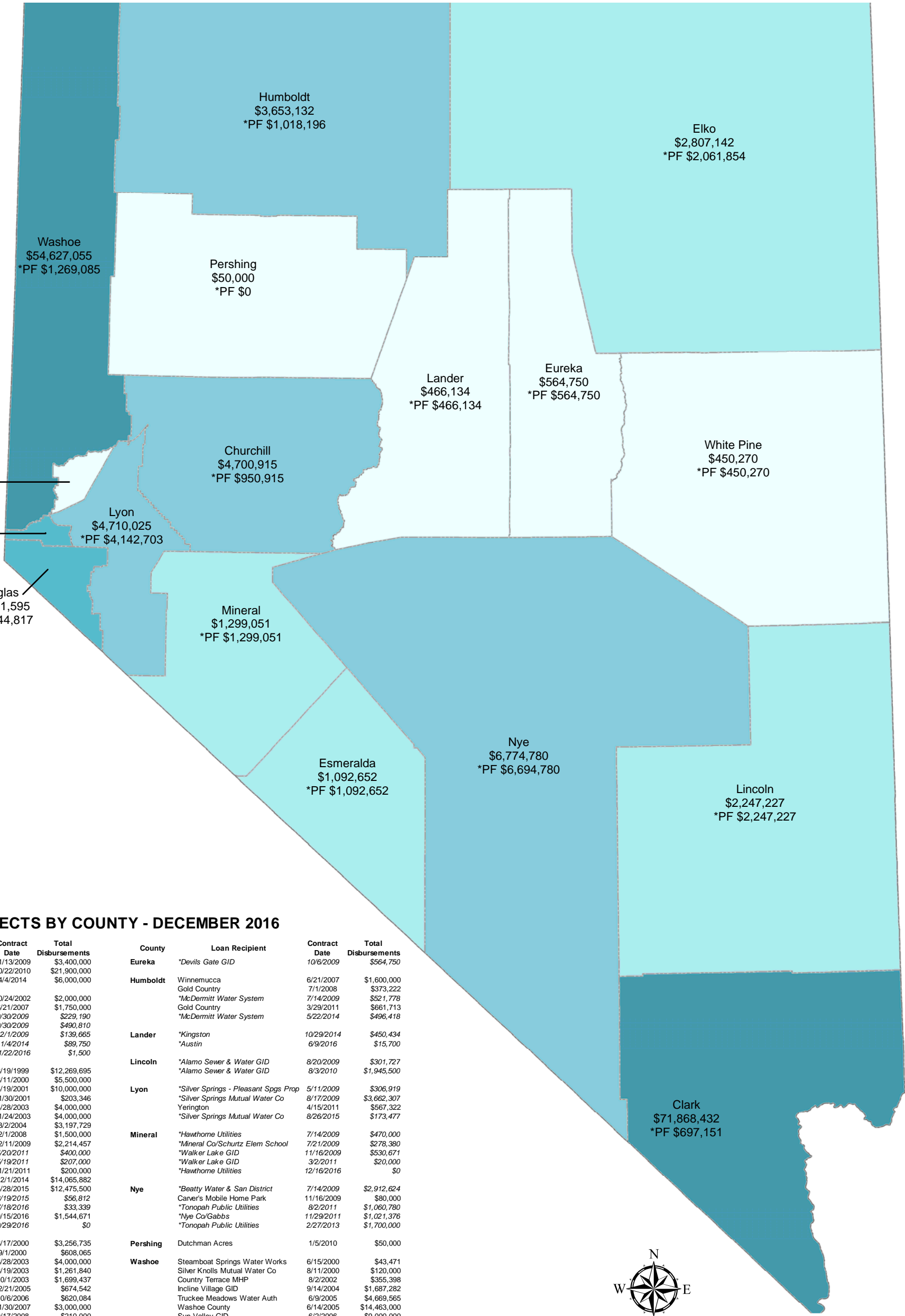
PROJECTS BY COUNTY - DECEMBER 2016

County	Project	Original Grant Date	Grant Funding Received	County	Project	Original Grant Date	Grant Funding Received
Carson City	No Projects to Date			Lincoln	Caliente	3/14/2002	\$862,136.05
Churchill	Fallon	3/14/2002	\$4,701,625.30		Caselton	6/26/2003	\$18,480.00
	Churchill County	7/20/2004	\$3,667,667.53		Alamo	3/20/2008	\$60,528.20
Clark	Kyle Canyon	3/13/1996	\$1,736,508.85	Lyon	Stagecoach GID	6/3/1993	\$522,713.46
	Blue Diamond	10/9/1996	\$999,486.15		Moundhouse	3/29/2001	\$2,938,095.55
	Mayfield	3/4/1998	\$307,421.48		Mason	3/29/2001	\$3,988,024.49
	Bunkerville	6/26/2002	\$319,676.42		Willow Creek	3/14/2002	\$548,891.00
	Kyle Canyon	6/26/2002	\$811,156.17		Walker River Irrigation District	3/14/2002	\$6,605,606.41
	Bunkerville	1/27/2005	\$3,284,177.17		Stagecoach GID	9/19/2002	\$43,123.60
	Searchlight	8/23/2006	\$2,349,600.45		Moundhouse	5/3/2006	\$11,900.00
	Kyle Canyon	11/9/2006	\$2,424,582.63		Yerington	5/3/2006	\$47,600.00
	Moapa	3/14/2007	\$2,123,994.31		Crystal Clear	8/23/2006	\$43,350.00
Douglas	Round Hill GID	7/7/1994	\$775,862.07		Stagecoach GID	8/23/2006	\$1,644,796.29
	Zephyr Water System	2/15/1995	\$3,194,055.69		Crystal Clear	9/20/2007	\$2,663,635.00
	Cave Rock/Skyland	2/15/1995	\$3,328,520.71	Mineral	Mina/Luning	7/7/1994	\$414,034.12
	Uppaway/Boucher-Young	3/13/1996	\$130,222.31		Walker Lake	12/10/1997	\$1,019,150.09
	China Springs	3/13/1996	\$344,339.25		Mina	3/4/1998	\$657,722.45
	Round Hill GID	6/2/1999	\$425,250.00		Hawthorne	3/31/2004	\$25,500.00
	Topaz Ranch Estates GID	6/2/1999	\$2,084,757.73	Nye	Manhattan	8/28/1992	\$188,535.58
	Round Hill GID	8/29/2001	\$434,717.24		Beatty	3/13/1996	\$1,453,323.64
	Kingsbury GID	6/26/2002	\$8,725,242.57		Tonopah	8/29/2001	\$3,276,139.86
	Cave Rock/Skyland	12/5/2002	\$955,030.37		Manhattan	10/19/2004	\$85,000.00
	Sierra Estates	12/16/2003	\$7,814.13		Beatty	5/3/2006	\$51,850.00
	Ridgeview	3/31/2004	\$32,000.00		Gabbs	3/14/2007	\$25,925.00
	Sheridan Acres	4/27/2005	\$1,495,520.54		Gabbs	6/19/2008	\$63,920.00
	Cave Rock	1/25/2006	\$437,222.31	Pershing	Imlay	12/10/1997	\$364,971.91
	Topaz Ranch Estates GID	11/9/2006	\$1,177,635.80		Lovelock	6/26/2003	\$40,950.00
	Indian Hills GID	3/11/2010	\$901,420.00		Pershing Co Water Cons Dist	9/18/2003	\$107,100.00
	Kingsbury GID	5/4/2016	\$537,542.19		Lovelock	10/19/2004	\$2,614,259.22
Elko	West Wendover	3/29/2001	\$1,681,856.31		Pershing Co Water Cons Dist	5/3/2006	\$1,385,122.67
	Jarbidge	3/29/2001	\$1,275,395.99		Imlay	8/23/2006	\$396,677.63
	Montello	3/14/2002	\$1,124,988.70		Pershing Co Water Cons Dist	5/3/2006	\$3,647,211.38
	Wells	12/5/2002	\$1,102,310.09		Lovelock	12/13/2007	\$2,081,932.70
	Metropolis Irrigation District	6/26/2003	\$433,741.60		Pershing Co Water Cons Dist	6/15/2009	\$2,183,091.32
	Metropolis Irrigation District	1/25/2006	\$489,467.41	Storey	Virginia City	8/28/1992	\$2,127,530.90
	Jackpot	7/24/2009	\$135,219.29		Canyon GID	3/29/2001	\$3,944,874.39
Esmeralda	Goldfield	6/13/2000	\$1,244,383.00		Virginia City	8/29/2001	\$1,362,000.64
	Silver Peak	3/29/2001	\$903,637.00	Washoe	Incline Village GID/Crystal Bay GID	4/7/1994	\$839,357.80
	Goldfield	8/4/2005	\$29,750.00		Lemmon Valley	11/9/1994	\$633,990.15
	Goldfield	5/4/2016	\$0.00		Horizon Hills GID	11/9/1994	\$163,493.43
Eureka	Devil's Gate GID	7/23/1997	\$369,299.86		Gerlach	8/29/2001	\$996,612.54
Humboldt	Golconda	6/26/2003	\$20,400.00		Sun Valley	12/5/2002	\$929,541.75
	Golconda	1/27/2005	\$883,275.57		Heppner	3/31/2004	\$1,280,300.02
					Spanish Springs	1/27/2005	\$410,000.00
Lander	Kingston	12/3/1992	\$295,275.59	White Pine	McGill-Ruth	9/19/2002	\$476,017.99
	Austin	12/3/1992	\$483,775.81		Ruth	3/4/2009	\$34,000.00
	Kingston	3/29/2001	\$879,695.00				
	Battle Mountain	12/5/2002	\$2,918,418.67	Total			\$117,053,585.98
	Kingston	12/16/2003	\$23,205.00				
	Kingston	5/3/2006	\$1,523,774.49				
	Battle Mountain	12/13/2007	\$117,000.00				
	Austin	6/15/2009	\$126,650.00				



ATTACHMENT 3

Drinking Water State Revolving Fund



PROJECTS BY COUNTY - DECEMBER 2016

County	Loan Recipient	Contract Date	Total Disbursements
Carson City	Carson City	11/13/2009	\$3,400,000
	Carson City	10/22/2010	\$21,900,000
	Carson City	4/4/2014	\$6,000,000
Churchill	Fallon	10/24/2002	\$2,000,000
	Fallon	6/21/2007	\$1,750,000
	*Tolas Waterworks	9/30/2009	\$229,190
	*Tolas Waterworks	9/30/2009	\$490,810
	*Sage Valley MHP	12/1/2009	\$139,665
	*Sage Valley MHP	11/4/2014	\$89,750
	*Churchill Co/Casey Road MHP	11/22/2016	\$1,500
Clark	Southern Nevada Water Auth	8/19/1999	\$12,269,695
	Henderson	8/11/2000	\$5,500,000
	Southern Nevada Water Auth	4/19/2001	\$10,000,000
	Indian Springs Sewage Co	11/30/2001	\$203,346
	Big Bend Water District	4/28/2003	\$4,000,000
	Virgin Valley Water District	11/24/2003	\$4,000,000
	Big Bend Water District	8/2/2004	\$3,197,729
	Moapa Valley Water District	2/1/2008	\$1,500,000
	Southern Nevada Water Auth	12/11/2009	\$2,214,457
	*LVVWD/Searchlight	4/20/2011	\$400,000
	*Roark HOA	5/19/2011	\$207,000
	Frontier MHP (IGWT)	11/21/2011	\$200,000
	Las Vegas Valley Water District	12/1/2014	\$14,065,882
	Virgin Valley Water District	5/28/2015	\$12,475,500
	*Roark HOA	8/19/2015	\$56,812
	*Trout Canyon	7/18/2016	\$33,339
	Las Vegas Valley Water District	9/15/2016	\$1,544,671
	*North Las Vegas/Vans Oasis MHP	9/29/2016	\$0
Douglas	Gardnerville Ranchos GID	8/17/2000	\$3,256,735
	Indian Hills GID	9/1/2000	\$608,065
	Kingsbury GID	3/28/2003	\$4,000,000
	Gardnerville Ranchos GID	8/19/2003	\$1,261,840
	Indian Hills GID	10/1/2003	\$1,699,437
	Douglas Co/Sheridan Acres	12/21/2005	\$674,542
	Round Hill GID	10/6/2006	\$620,084
	Kingsbury GID	11/30/2007	\$3,000,000
	Sierra Estates GID	9/17/2008	\$210,000
	Douglas Co/Cave Rock/Skyland	3/6/2009	\$2,365,037
	Elk Point	4/20/2009	\$110,579
	Topaz Lake Water Company	8/8/2009	\$775,823
	Douglas Co/Foothill/SID	2/11/2010	\$1,150,000
	Indian Hills GID	3/11/2010	\$1,105,630
	Kingsbury GID	6/9/2010	\$2,960,746
	Douglas County/ZWUD	4/29/2011	\$1,000,000
	Round Hill GID	7/29/2011	\$799,992
	Kingsbury GID	3/2/2012	\$11,000,000
Elko	Douglas Co/ZWUD	7/13/2012	\$1,037,111
	*Douglas Co/Sierra Country Est	10/29/2014	\$244,817
	Douglas Co/Sierra Country Est	10/29/2014	\$113,930
	Kingsbury	1/14/2015	\$6,000,000
	Topaz Ranch Estates GID	5/31/2016	\$407,227
	Lamoille Water Users	11/5/2008	\$745,288
	*Elko Co/Jackpot	9/18/2009	\$556,558
	*West Wendover	6/11/2012	\$1,126,435
	*Elko Co/Montello	8/13/2013	\$378,861
			\$378,861
Esmeralda	*Esmeralda Co/Dyer School	10/8/2010	\$295,675
	*Esmeralda Co/Goldfield	10/19/2010	\$414,106
	*Esmeralda Co/Goldfield	8/13/2013	\$155,000
	*Esmeralda Co/Goldfield	3/9/2015	\$109,761
	*Esmeralda Co/Silver Peak	6/24/2016	\$53,900
	*Esmeralda Co/Goldfield	7/19/2016	\$64,210

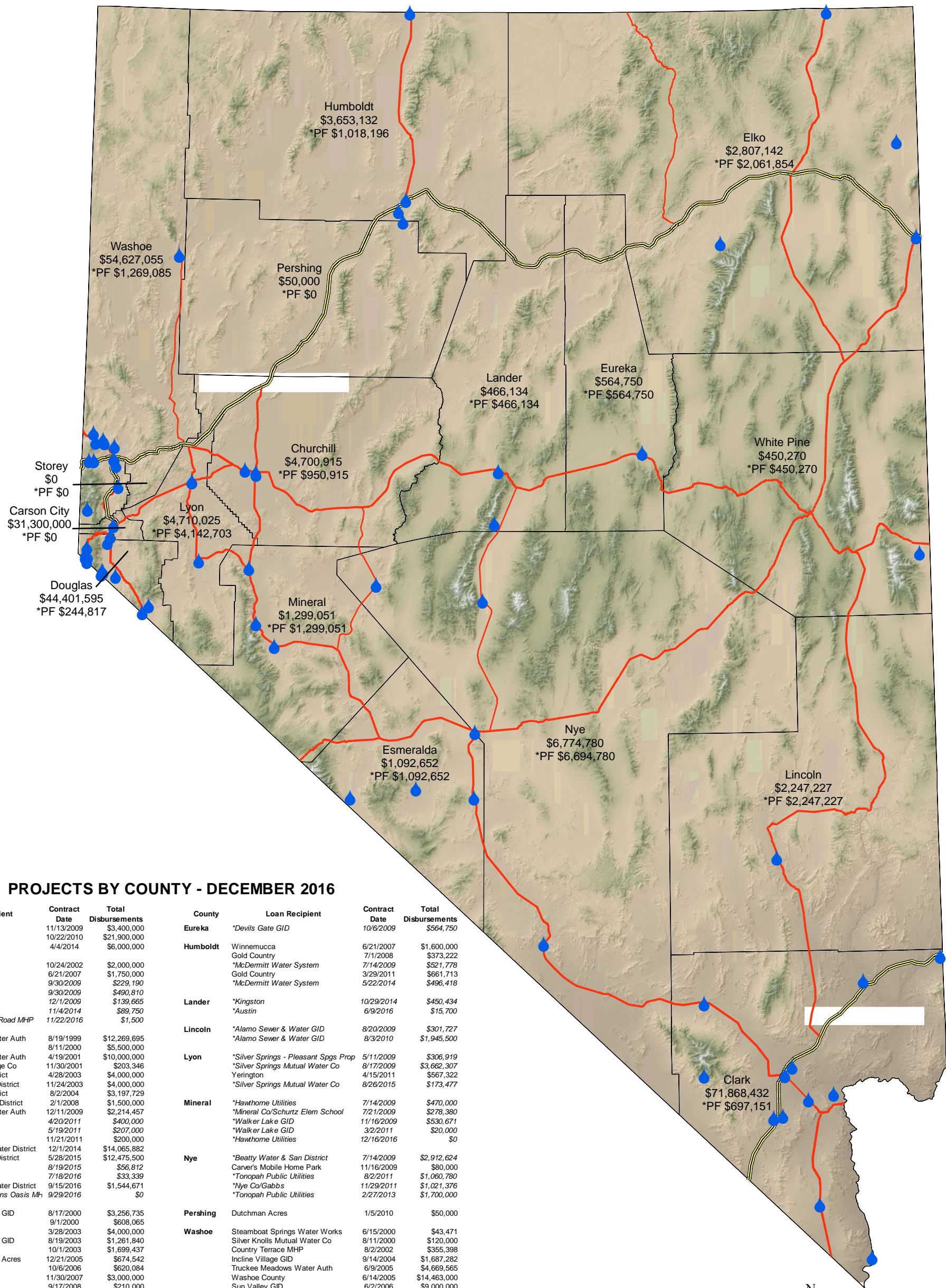
County	Loan Recipient	Contract Date	Total Disbursements
Eureka	*Devils Gate GID	10/6/2009	\$564,750
Humboldt	Winnemucca	6/21/2007	\$1,600,000
	Gold Country	7/1/2008	\$373,222
	*McDermitt Water System	7/14/2009	\$521,778
	Gold Country	3/29/2011	\$661,713
Lander	*McDermitt Water System	5/22/2014	\$496,418
	*Kingston	10/29/2014	\$450,434
	*Austin	6/9/2016	\$15,700
Lincoln	*Alamo Sewer & Water GID	8/20/2009	\$301,727
	*Alamo Sewer & Water GID	8/3/2010	\$1,945,500
Lyon	*Silver Springs - Pleasant Spgs Prop	5/11/2009	\$306,919
	*Silver Springs Mutual Water Co	8/17/2009	\$3,662,307
	Yerington	4/15/2011	\$567,322
	*Silver Springs Mutual Water Co	8/26/2015	\$173,477
Mineral	*Hawthorne Utilities	7/14/2009	\$470,000
	*Mineral Co/Schurtz Elem School	7/21/2009	\$278,380
	*Walker Lake GID	11/16/2009	\$530,671
	*Walker Lake GID	3/2/2011	\$20,000
	*Hawthorne Utilities	12/16/2016	\$0
Nye	*Beatty Water & San District	7/14/2009	\$2,912,624
	Carver's Mobile Home Park	11/16/2009	\$80,000
	*Tonopah Public Utilities	8/2/2011	\$1,060,780
	*Nye Co/Gabbs	11/29/2011	\$1,021,376
Pershing	*Tonopah Public Utilities	2/27/2013	\$1,700,000
Pershing	Dutchman Acres	1/5/2010	\$50,000
Washoe	Steamboat Springs Water Works	6/15/2000	\$43,471
	Silver Knolls Mutual Water Co	8/11/2000	\$120,000
	Country Terrace MHP	8/2/2002	\$355,398
	Incline Village GID	9/14/2004	\$1,687,282
	Truckee Meadows Water Auth	6/9/2005	\$4,669,565
	Washoe County	6/14/2005	\$14,463,000
	Sun Valley GID	6/2/2006	\$9,000,000
	Three T Water Co	7/10/2007	\$268,552
	Sun Valley GID	7/10/2008	\$3,400,000
	Truckee Meadows Water Auth	8/14/2009	\$2,401,120
	Truckee Meadows Water Auth	2/11/2010	\$4,381,614
	Incline Village GID	3/16/2012	\$3,000,000
	Verdi Business Park	7/9/2012	\$635,200
	Steamboat Springs Water Works	4/25/2013	\$33,837
White Pine	*Verdi Business Park	3/24/2014	\$411,300
	*Gerlach GID	4/25/2014	\$389,962
	*Silver Knolls Mutual Water Co	7/14/2014	\$467,823
	Truckee Meadows Water Auth	7/30/2015	\$8,898,932
	*Baker GID	4/4/2016	\$450,270
TOTAL			\$231,013,161

*Note: Loans in italics were Principal Forgiveness (PF) - no money repaid



Loan Totals by County

- 0 - \$564,750
- \$564,751 - \$2,807,142
- \$2,807,143 - \$6,774,780
- \$6,774,781 - \$44,401,595
- \$44,401,596 - \$71,868,432



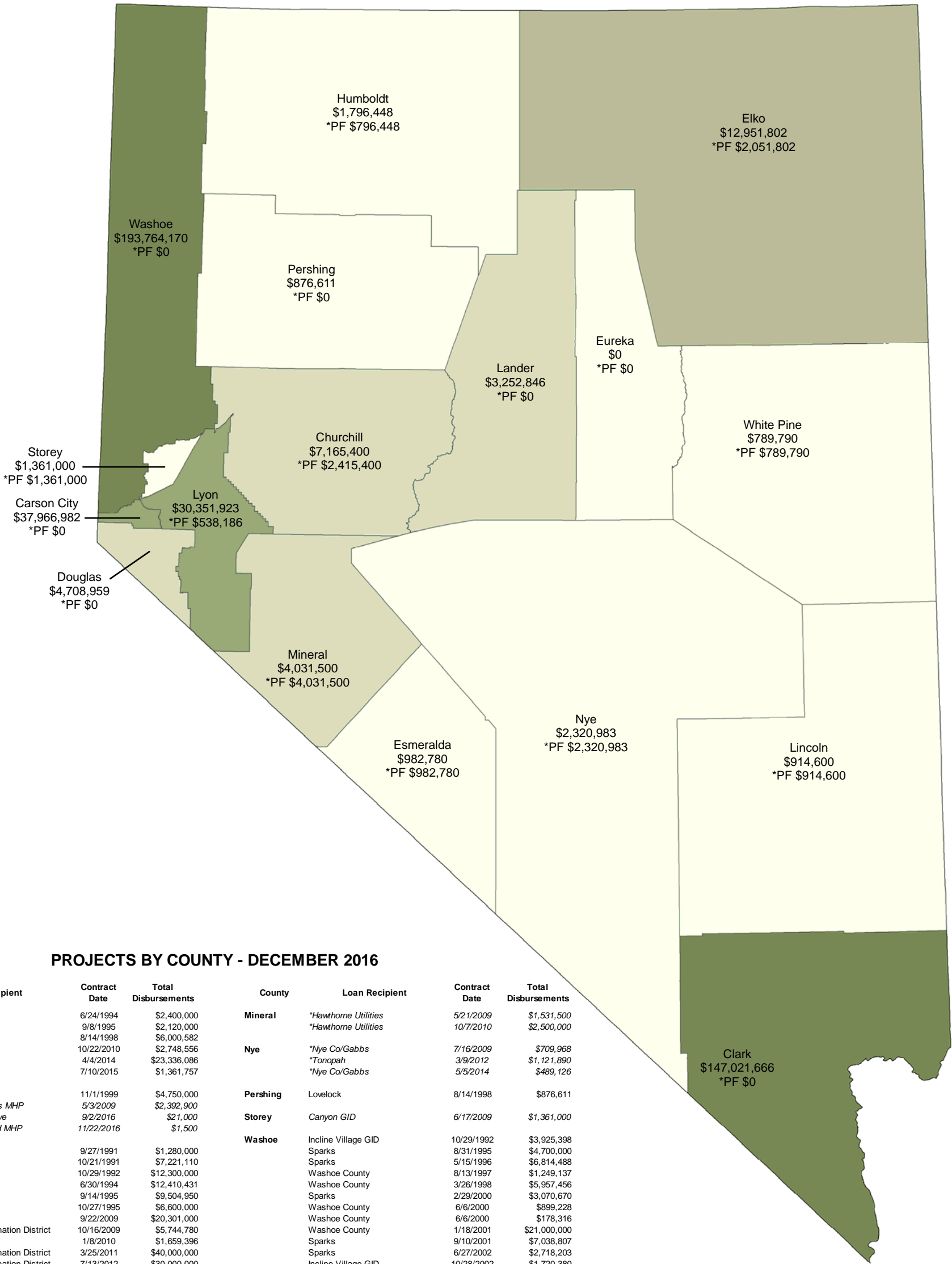
PROJECTS BY COUNTY - DECEMBER 2016

County	Loan Recipient	Contract Date	Total Disbursements	County	Loan Recipient	Contract Date	Total Disbursements
Carson City	Carson City	11/13/2009	\$3,400,000	Eureka	<i>*Devils Gate GID</i>	10/6/2009	\$564,750
	Carson City	10/22/2010	\$21,900,000		Winnemucca	6/21/2007	\$1,600,000
	Carson City	4/4/2014	\$6,000,000		Gold Country	7/1/2008	\$373,222
Churchill	Fallon	10/24/2002	\$2,000,000	Humboldt	<i>*McDermitt Water System</i>	7/14/2009	\$521,778
	Fallon	6/21/2007	\$1,750,000		Gold Country	3/29/2011	\$661,713
	<i>*Tolas Waterworks</i>	9/30/2009	\$229,190		<i>*McDermitt Water System</i>	5/22/2014	\$496,418
	<i>*Tolas Waterworks</i>	9/30/2009	\$490,810	Lander	<i>*Kingston</i>	10/29/2014	\$450,434
	<i>*Sage Valley MHP</i>	12/1/2009	\$139,665		<i>*Austin</i>	6/9/2016	\$15,700
	<i>*Sage Valley MHP</i>	11/4/2014	\$89,750	Lincoln	<i>*Alamo Sewer & Water GID</i>	8/20/2009	\$301,727
	<i>*Churchill Co/Casey Road MHP</i>	11/22/2016	\$1,500		<i>*Alamo Sewer & Water GID</i>	8/3/2010	\$1,945,500
Clark	Southern Nevada Water Auth	8/19/1999	\$12,269,695	Lyon	<i>*Silver Springs - Pleasant Spgs Prop</i>	5/11/2009	\$306,919
	Henderson	8/11/2000	\$5,500,000		<i>*Silver Springs Mutual Water Co</i>	8/17/2009	\$3,662,307
	Southern Nevada Water Auth	4/19/2001	\$10,000,000		Yerington	4/15/2011	\$567,322
	Indian Springs Sewage Co	11/30/2001	\$203,346		<i>*Silver Springs Mutual Water Co</i>	8/26/2015	\$173,477
	Big Bend Water District	4/28/2003	\$4,000,000	Mineral	<i>*Hawthorne Utilities</i>	7/14/2009	\$470,000
	Virgin Valley Water District	11/24/2003	\$4,000,000		<i>*Mineral Co/Schurtz Elem School</i>	7/21/2009	\$278,380
	Big Bend Water District	8/2/2004	\$3,197,729		<i>*Walker Lake GID</i>	11/16/2009	\$530,671
	Moapa Valley Water District	2/1/2008	\$1,500,000		<i>*Walker Lake GID</i>	3/2/2011	\$20,000
	Southern Nevada Water Auth	12/11/2009	\$2,214,457		<i>*Hawthorne Utilities</i>	12/16/2016	\$0
	<i>*LVVWD/Searchlight</i>	4/20/2011	\$400,000	Nye	<i>*Beatty Water & San District</i>	7/14/2009	\$2,912,624
	<i>*Roark HOA</i>	5/19/2011	\$207,000		Carver's Mobile Home Park	11/16/2009	\$80,000
	Frontier MHP (IGWT)	11/21/2011	\$200,000		<i>*Tonopah Public Utilities</i>	8/2/2011	\$1,060,780
	Las Vegas Valley Water District	12/1/2014	\$14,065,882		<i>*Nye Co/Gabbs</i>	11/29/2011	\$1,021,376
	Virgin Valley Water District	5/28/2015	\$12,475,500		<i>*Tonopah Public Utilities</i>	2/27/2013	\$1,700,000
Douglas	<i>*Roark HOA</i>	8/19/2015	\$56,812	Pershing	Dutchman Acres	1/5/2010	\$50,000
	<i>*Trout Canyon</i>	7/18/2016	\$33,339		Steamboat Springs Water Works	6/15/2000	\$43,471
	Las Vegas Valley Water District	9/15/2016	\$1,544,671	Washoe	Silver Knolls Mutual Water Co	8/11/2000	\$120,000
	<i>*North Las Vegas/Vans Oasis MHP</i>	9/29/2016	\$0		Country Terrace MHP	8/2/2002	\$355,398
	Gardnerville Ranchos GID	8/17/2000	\$3,256,735		Incline Village GID	9/14/2004	\$1,687,282
	Indian Hills GID	9/1/2000	\$608,065		Truckee Meadows Water Auth	6/9/2005	\$4,669,565
	Kingsbury GID	3/28/2003	\$4,000,000		Washoe County	6/14/2005	\$14,463,000
	Gardnerville Ranchos GID	8/19/2003	\$1,261,840		Sun Valley GID	6/2/2006	\$9,000,000
	Indian Hills GID	10/1/2003	\$1,699,437		Three T Water Co	7/10/2007	\$268,552
	Douglas Co/Sheridan Acres	12/21/2005	\$674,542		Sun Valley GID	7/10/2008	\$3,400,000
	Round Hill GID	10/6/2006	\$620,084		Truckee Meadows Water Auth	8/14/2009	\$2,401,120
	Kingsbury GID	11/30/2007	\$3,000,000		Truckee Meadows Water Auth	2/11/2010	\$4,381,614
	Sierra Estates GID	9/17/2008	\$210,000		Incline Village GID	3/16/2012	\$3,000,000
	Douglas Co/Cave Rock/Skyland	3/6/2009	\$2,365,037		Verdi Business Park	7/9/2012	\$635,200
	Elk Point	4/20/2009	\$110,579		Steamboat Springs Water Works	4/25/2013	\$33,837
	Topaz Lake Water Company	8/8/2009	\$775,823		<i>*Verdi Business Park</i>	3/24/2014	\$411,300
	Douglas Co/Foothill/SID	2/11/2010	\$1,150,000		<i>*Gerlach GID</i>	4/25/2014	\$389,962
	Indian Hills GID	3/11/2010	\$1,105,630		<i>*Silver Knolls Mutual Water Co</i>	7/14/2014	\$467,823
	Kingsbury GID	6/9/2010	\$2,960,746		Truckee Meadows Water Auth	7/30/2015	\$8,898,932
	Douglas County/ZWUD	4/29/2011	\$1,000,000	White Pine	<i>*Baker GID</i>	4/4/2016	\$450,270
Elko	Round Hill GID	7/29/2011	\$799,992				
	Kingsbury GID	3/2/2012	\$11,000,000	TOTAL			\$231,013,161
	Douglas Co/ZWUD	7/13/2012	\$1,037,111				
	<i>*Douglas Co/Sierra Country Est</i>	10/29/2014	\$244,817	Esmeralda	<i>*Esmeralda Co/Dyer School</i>	10/8/2010	\$295,675
	Douglas Co/Sierra Country Est	10/29/2014	\$113,930		<i>*Esmeralda Co/Goldfield</i>	10/19/2010	\$414,106
	Kingsbury	1/14/2015	\$6,000,000		<i>*Esmeralda Co/Goldfield</i>	8/13/2013	\$155,000
	Topaz Ranch Estates GID	5/31/2016	\$407,227		<i>*Esmeralda Co/Goldfield</i>	3/9/2015	\$109,761
	Lamoille Water Users	11/5/2008	\$745,288		<i>*Esmeralda Co/Silver Peak</i>	6/24/2016	\$53,900
	<i>*Elko Co/Jackpot</i>	9/18/2009	\$556,558		<i>*Esmeralda Co/Goldfield</i>	7/19/2016	\$64,210
	<i>*West Wendover</i>	6/11/2012	\$1,126,435				
	<i>*Elko Co/Montello</i>	8/13/2013	\$378,861				

**Note: Loans in italics were Principal Forgiveness (PF) - no money repaid*

ATTACHMENT 4


Clean Water State Revolving Fund



PROJECTS BY COUNTY - DECEMBER 2016

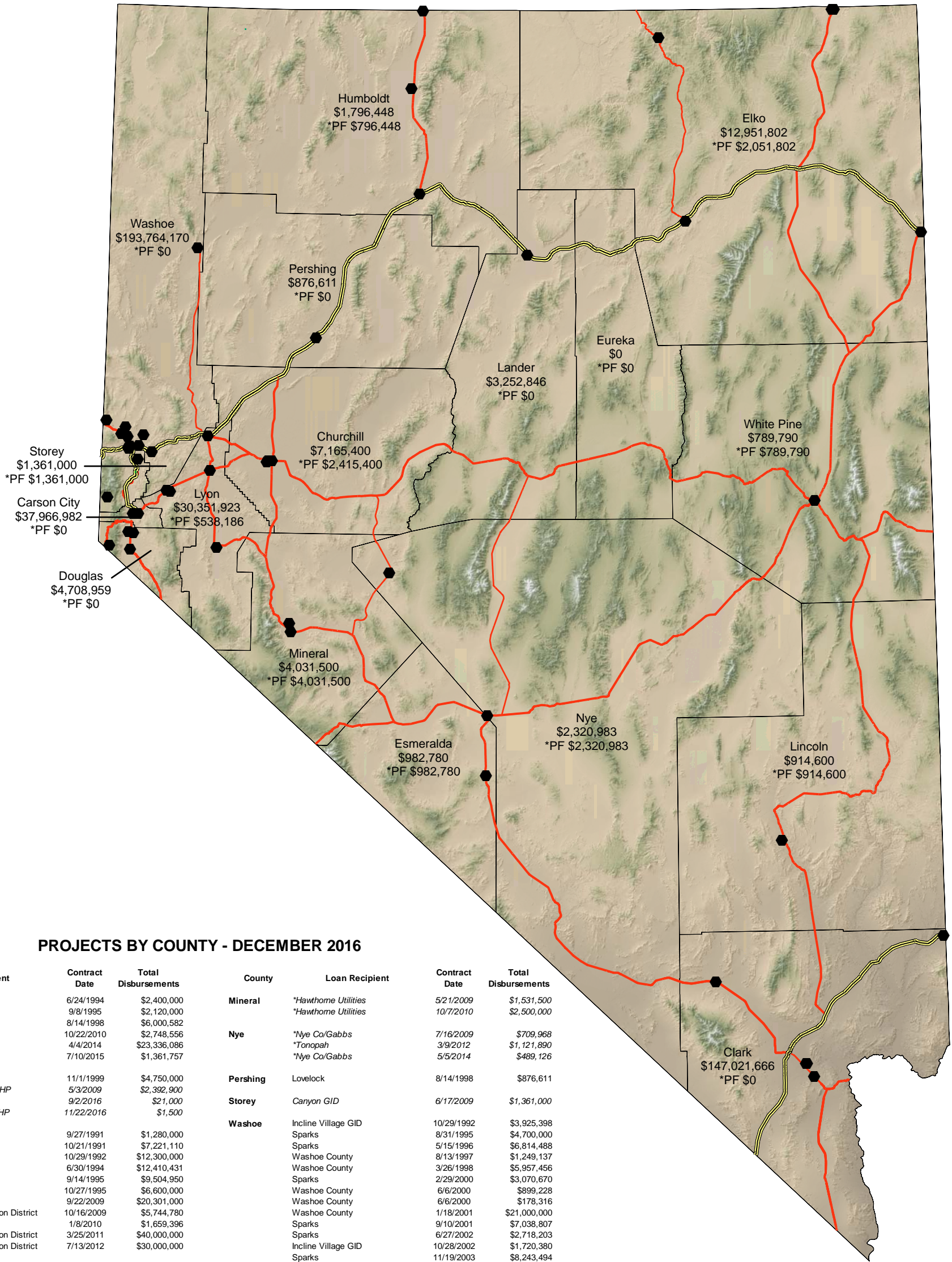
County	Loan Recipient	Contract Date	Total Disbursements	County	Loan Recipient	Contract Date	Total Disbursements
Carson City	Carson City	6/24/1994	\$2,400,000	Mineral	<i>*Hawthorne Utilities</i>	5/21/2009	\$1,531,500
	Carson City	9/8/1995	\$2,120,000		<i>*Hawthorne Utilities</i>	10/7/2010	\$2,500,000
	Carson City	8/14/1998	\$6,000,582	Nye	<i>*Nye Co/Gabbs</i>	7/16/2009	\$709,968
	Carson City	10/22/2010	\$2,748,556		<i>*Tonopah</i>	3/9/2012	\$1,121,890
	Carson City	4/4/2014	\$23,336,086		<i>*Nye Co/Gabbs</i>	5/5/2014	\$489,126
	Carson City	7/10/2015	\$1,361,757	Pershing	Lovelock	8/14/1998	\$876,611
Churchill	Fallon	11/1/1999	\$4,750,000		Canyon GID	6/17/2009	\$1,361,000
	<i>*Churchill County/Oasis MHP</i>	5/3/2009	\$2,392,900	Washoe	Incline Village GID	10/29/1992	\$3,925,398
	<i>*Churchill Co/Pine Grove</i>	9/2/2016	\$21,000		Sparks	8/31/1995	\$4,700,000
	<i>*Churchill Co/Casey Rd MHP</i>	11/22/2016	\$1,500		Sparks	5/15/1996	\$6,814,488
Clark	Mesquite	9/27/1991	\$1,280,000		Washoe County	8/13/1997	\$1,249,137
	Henderson	10/21/1991	\$7,221,110		Washoe County	3/26/1998	\$5,957,456
	Henderson	10/29/1992	\$12,300,000		Sparks	2/29/2000	\$3,070,670
	Henderson	6/30/1994	\$12,410,431		Washoe County	6/6/2000	\$899,228
	Henderson	9/14/1995	\$9,504,950		Washoe County	6/6/2000	\$178,316
	Mesquite	10/27/1995	\$6,600,000		Washoe County	1/18/2001	\$21,000,000
	Mesquite	9/22/2009	\$20,301,000		Sparks	9/10/2001	\$7,038,807
	Clark Co Water Reclamation District	10/16/2009	\$5,744,780		Sparks	6/27/2002	\$2,718,203
	Henderson	1/8/2010	\$1,659,396		Incline Village GID	10/28/2002	\$1,720,380
Douglas	Clark Co Water Reclamation District	3/25/2011	\$40,000,000		Sparks	11/19/2003	\$8,243,494
	Clark Co Water Reclamation District	7/13/2012	\$30,000,000		Reno	4/9/2004	\$46,523,205
	Indian Hills GID	9/1/1999	\$1,300,000		Washoe County	6/11/2004	\$3,000,000
	Douglas County SID	5/25/2006	\$878,889		Reno	7/13/2004	\$10,919,947
	Douglas County SID	8/28/2007	\$694,766	White Pine	Reno	8/25/2004	\$15,690,010
Elko	Douglas County SID	4/11/2008	\$354,312		Sparks	4/19/2005	\$4,091,227
	Minden Gardnerville Sanitation District	10/27/2009	\$1,427,583		Reno	7/27/2005	\$8,033,095
	Douglas County	4/29/2016	\$53,410		Sparks	9/28/2005	\$5,160,261
					Incline Village GID	3/29/2006	\$3,000,000
Esmeralda	Elko	12/2/1991	\$1,000,000		Washoe County	8/25/2006	\$6,500,000
	West Wendover	10/27/1992	\$2,500,000		Spark	11/9/2006	\$13,385,606
	Elko Co/Jackpot	6/9/1994	\$900,000		Sparks	8/27/2009	\$2,509,299
	Elko	6/21/1994	\$2,500,000		Sparks	8/27/2009	\$4,772,645
	Elko	8/14/1998	\$4,000,000		<i>*Gerlach GID</i>	4/25/2014	\$111,682
	West Wendover	6/25/2009	\$604,302		Washoe County	8/18/2015	\$2,551,616
	Elko Co/Jackpot	8/18/2009	\$1,100,000		<i>*Washoe Co/Panther Valley</i>	12/6/2016	\$0
	<i>*Elko Co/Mountain City</i>	9/10/2012	\$347,500				
Humboldt	<i>*Esmeralda Co/Goldfield</i>	7/7/2009	\$982,780	Total			\$450,257,461
	Winnemucca	12/10/1991	\$1,000,000				
	<i>*McDermitt</i>	7/9/2009	\$284,647				
Lander	<i>*Orovada GID</i>	3/2/2012	\$511,801	Lyon	Fernley	10/28/1992	\$2,000,000
					Yerington	10/29/1992	\$1,325,313
Lincoln	Battle Mountain	12/21/2000	\$3,252,846		Silver Springs	7/10/2000	\$2,700,000
	<i>Alamo Sewer & Water GID</i>	5/26/2009	\$914,600		Lyon County	8/19/2005	\$15,980,733
Lyon					<i>*Lyon Co/Dayton</i>	10/29/2014	\$500,000
					Lyon Co/Dayton	10/29/2014	\$2,000,000
	Fernley	8/6/2015	\$5,807,691		<i>*Fernley</i>	8/11/2016	\$0
	<i>*Fernley</i>	8/11/2016	\$0		<i>*Lyon Co/Dayton</i>	9/19/2016	\$38,186

**Note: Loans in italics were Principal Forgiveness (PF) - no money repaid*



Loan Totals by County

- 0 - \$2,320,983
- \$2,320,984 - \$7,165,400
- \$7,165,401 - \$12,951,802
- \$12,951,803 - \$37,966,982
- \$37,966,983 - \$195,125,170



PROJECTS BY COUNTY - DECEMBER 2016

County	Loan Recipient	Contract Date	Total Disbursements	County	Loan Recipient	Contract Date	Total Disbursements
Carson City	Carson City	6/24/1994	\$2,400,000	Mineral	*Hawthorne Utilities	5/21/2009	\$1,531,500
	Carson City	9/8/1995	\$2,120,000		*Hawthorne Utilities	10/7/2010	\$2,500,000
	Carson City	8/14/1998	\$6,000,582	Nye	*Nye Co/Gabbs	7/16/2009	\$709,968
	Carson City	10/22/2010	\$2,748,556		*Tonopah	3/9/2012	\$1,121,890
	Carson City	4/4/2014	\$23,336,086		*Nye Co/Gabbs	5/5/2014	\$489,126
	Carson City	7/10/2015	\$1,361,757				
Churchill	Fallon	11/1/1999	\$4,750,000	Pershing	Lovelock	8/14/1998	\$876,611
	*Churchill County/Oasis MHP	5/3/2009	\$2,392,900				
	*Churchill Co/Pine Grove	9/2/2016	\$21,000	Storey	Canyon GID	6/17/2009	\$1,361,000
	*Churchill Co/Casey Rd MHP	11/22/2016	\$1,500				
Clark				Washoe	Incline Village GID	10/29/1992	\$3,925,398
	Mesquite	9/27/1991	\$1,280,000				
	Henderson	10/21/1991	\$7,221,110	Sparks	8/31/1995	\$4,700,000	
	Henderson	10/29/1992	\$12,300,000	Sparks	5/15/1996	\$6,814,488	
	Henderson	6/30/1994	\$12,410,431	Washoe County	8/13/1997	\$1,249,137	
	Henderson	9/14/1995	\$9,504,950	Washoe County	3/26/1998	\$5,957,456	
	Mesquite	10/27/1995	\$6,600,000	Sparks	2/29/2000	\$3,070,670	
	Mesquite	9/22/2009	\$20,301,000	Washoe County	6/6/2000	\$899,228	
	Clark Co Water Reclamation District	10/16/2009	\$5,744,780	Washoe County	6/6/2000	\$178,316	
	Henderson	1/8/2010	\$1,659,396	Washoe County	1/18/2001	\$21,000,000	
	Clark Co Water Reclamation District	3/25/2011	\$40,000,000	Sparks	9/10/2001	\$7,038,807	
	Clark Co Water Reclamation District	7/13/2012	\$30,000,000	Sparks	6/27/2002	\$2,718,203	
				Incline Village GID	10/28/2002	\$1,720,380	
Douglas				Sparks	11/19/2003	\$8,243,494	
	Indian Hills GID	9/1/1999	\$1,300,000	Reno	4/9/2004	\$46,523,205	
	Douglas County SID	5/25/2006	\$878,889	Washoe County	6/11/2004	\$3,000,000	
	Douglas County SID	8/28/2007	\$694,766	Reno	7/13/2004	\$10,919,947	
	Douglas County SID	4/11/2008	\$354,312	Reno	8/25/2004	\$15,690,010	
	Minden Gardnerville Sanitation District	10/27/2009	\$1,427,583	Sparks	4/19/2005	\$4,091,227	
Douglas County	4/29/2016	\$53,410	Reno	7/27/2005	\$8,033,095		
Elko				Sparks	9/28/2005	\$5,160,261	
	Elko	12/2/1991	\$1,000,000	Incline Village GID	3/29/2006	\$3,000,000	
	West Wendover	10/27/1992	\$2,500,000	Washoe County	8/25/2006	\$6,500,000	
	Elko Co/Jackpot	6/9/1994	\$900,000	Spark	11/9/2006	\$13,385,606	
	Elko	6/21/1994	\$2,500,000	Sparks	8/27/2009	\$2,509,299	
	Elko	8/14/1998	\$4,000,000	Sparks	8/27/2009	\$4,772,645	
	West Wendover	6/25/2009	\$604,302	*Gerlach GID	4/25/2014	\$111,682	
	Elko Co/Jackpot	8/18/2009	\$1,100,000	Washoe County	8/18/2015	\$2,551,616	
	*Elko Co/Mountain City	9/10/2012	\$347,500	*Washoe Co/Panther Valley	12/6/2016	\$0	
Esmeralda	*Esmeralda Co/Goldfield	7/7/2009	\$982,780	White Pine	*Ely	1/25/2010	\$789,790
Humboldt	Winnemucca	12/10/1991	\$1,000,000				
	*McDermitt	7/9/2009	\$284,647				
	*Orovada GID	3/2/2012	\$511,801				
Lander	Battle Mountain	12/21/2000	\$3,252,846	Total			\$450,257,461
Lincoln	Alamo Sewer & Water GID	5/26/2009	\$914,600				
Lyon				*Note: Loans in italics were Principal Forgiveness (PF) - no money repaid			
	Fernley	10/28/1992	\$2,000,000				
	Yerington	10/29/1992	\$1,325,313				
	Silver Springs	7/10/2000	\$2,700,000				
	Lyon County	8/19/2005	\$15,980,733				
	*Lyon Co/Dayton	10/29/2014	\$500,000				
	Lyon Co/Dayton	10/29/2014	\$2,000,000				
	Fernley	8/6/2015	\$5,807,691				
*Fernley	8/11/2016	\$0					
*Lyon Co/Dayton	9/19/2016	\$38,186					

**Note: Loans in italics were Principal Forgiveness (PF) - no money repaid*